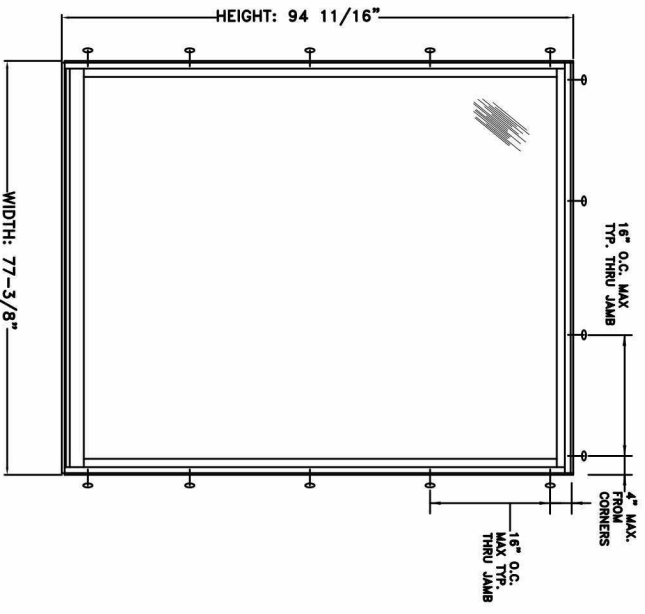
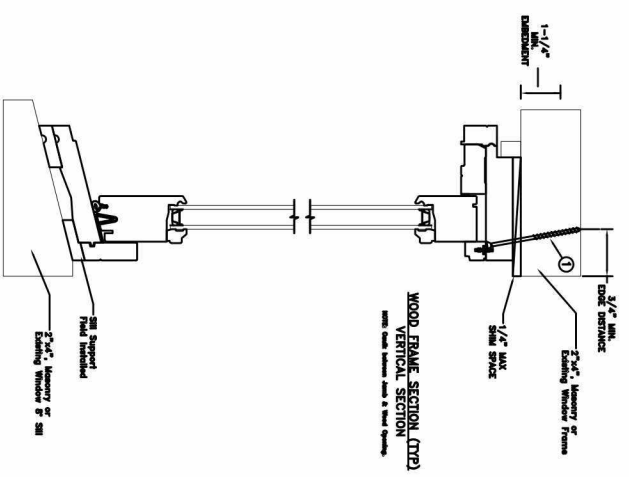


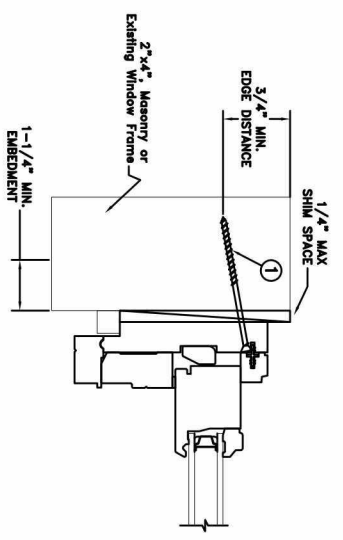
**THRU JAMB - 14° SILL
INSTALLATION**



TYPICAL ELEVATION WITH FASTENER SPACING



**WOOD FRAME SECTION (TYP)
VERTICAL SECTION**
NOTE: GASKET BETWEEN JAMB & Wood Opening.



**WOOD FRAME SECTION (TYP)
HORIZONTAL SECTION**
NOTE: GASKET BETWEEN JAMB & Wood Opening.

OPERATING POCKET DH PICTURE			
Max Frame	DP	IMPACT	
77 3/8 x 94 11/16	+/-35	NO	

- Installed Fastener Schedule:**
- All windows: install corrosion resistant #8 fasteners no more than 4" from each corner and 16" o.c. through pre-drilled holes in the head and side jambs of the window.
 - Fasteners must be long enough to penetrate at least 1-1/4" into framing members.

- General Notes:**
- The product shown herein is designed and manufactured to comply with the current edition of the Florida building code.
 - Buck, framing and masonry by others and its responsibility of architect or engineer of record
 - All glazing shall conform to ASTM E1300.
 - At minimum, glazing shall be single strength annealed insulating glass.

This schedule addresses only the fasteners required to anchor the window to achieve the rated design pressure and impact performance (where applicable) up to the size limitations noted. It is not intended as a guide to the installation process and does not address the sealing consideration that may arise in different wall conditions. For the complete installation procedure, see the instructions packaged with the window or go to www.jeld-wen.com/resources/installation.

DISCLAIMER: This drawing and its contents are confidential and are not to be reproduced or copied in whole or in part or used or disclosed to others except as authorized by JELD-WEN Inc.

REVISION		PROJECT ENGINEER: J. HAWKINS		DATE: 4/5/13	JELD-WEN 3737 LAKEPORT BLVD. KIAMATH FALLS OR, 97601 PHONE: (541) 882-3451
		DRAWN BY: J. HAWKINS		SCALE: NTS	
		CHECKED BY: D. STOKES		TITLE: Custom Wood Pocket DH Picture Window Thru Jamb Installation (77-3/8" x 94 11/16")	
		APPROVED BY: D. YAGLA		PLANT NAME AND LOCATION: Bend-OR	
		PART/PROJECT No.: -		CAD DWG. No.: CustWDPKTDHPict Car	REV NULL
		IDENTIFIER No.: -		SHEET	